

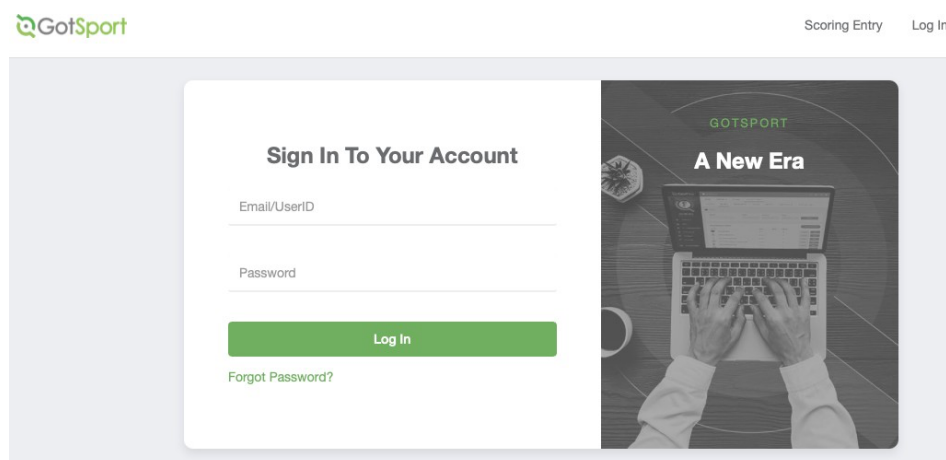
Space Coast United Soccer Club – Rec Coach

How to Access Team Management in GotSport

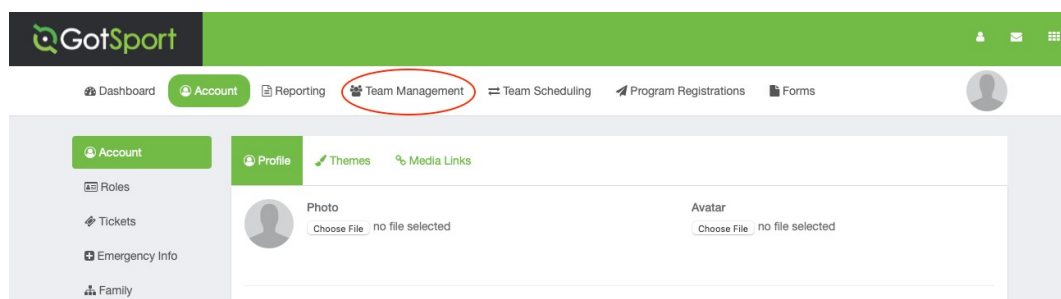
These instructions outline how to use your GotSport team management. You can view a list of players and their contact information and send emails to the entire team. You must have already been added to the team as coach by SCUSC.

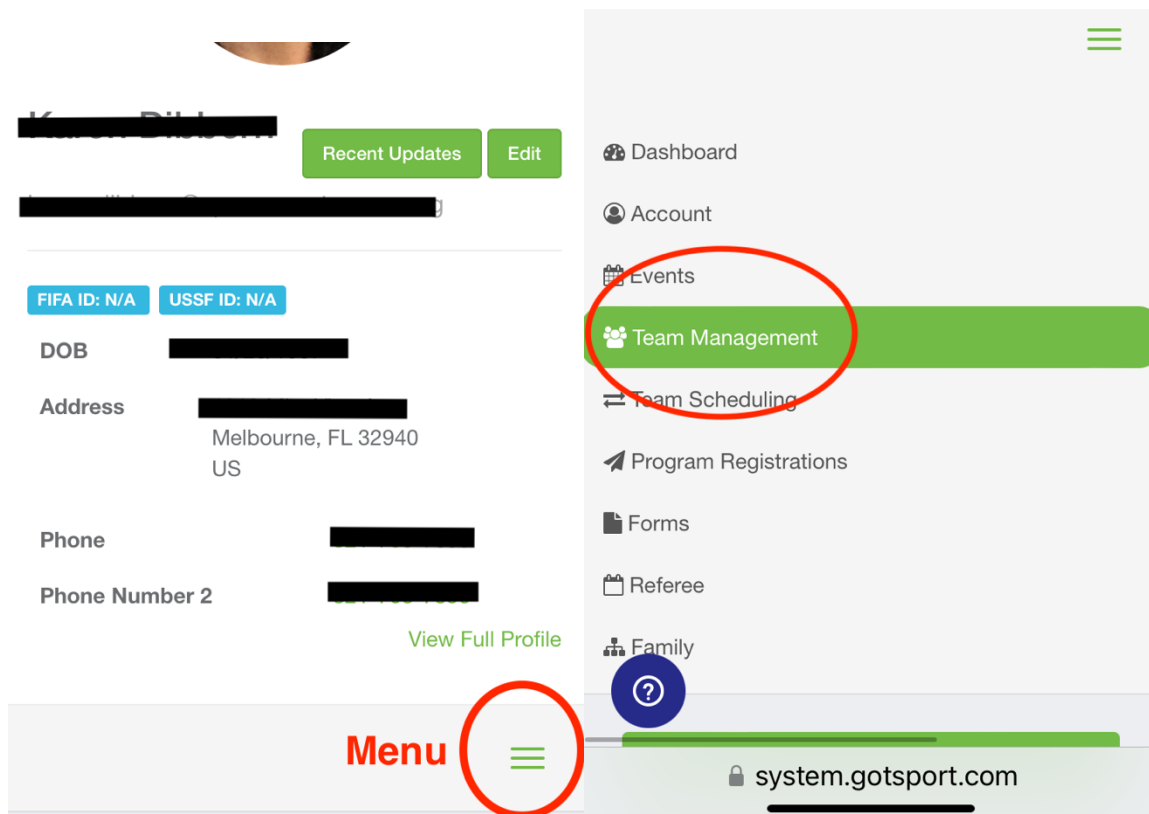
Login

1. Start at system.gotsport.com.
2. Enter your email and password – this should be the same one associated with YOU in your Family account. If you do not know or have not set a password, use *Forgot Password*.



3. You are brought to the Player Profile page. Click the **Team Management** tab.





4. Click your **Team Name**.

Team Management

Once you are on the Team screen you have access to players and messaging.

Contact List. Unfortunately, there is not yet a download of the player information. If you want to make your own email list you will need to click each player and copy the email addresses and/or phone.

Rosters

1. Click the Roster tab to see a list of your players. **This is not an official state roster.**

This is a list of registered players assigned to your team. Currently, we still need to process official rosters in the old GotSoccer system. Beginning Fall 2021 you will be able to access your official PDF roster in GotSport.

2. **NOTE:** The “Current Team Roster” displays by default. You also have the option to see the roster specific to the Season. Unless you are looking early into registration, this will be the same roster.
3. Click a player name to view the profile.

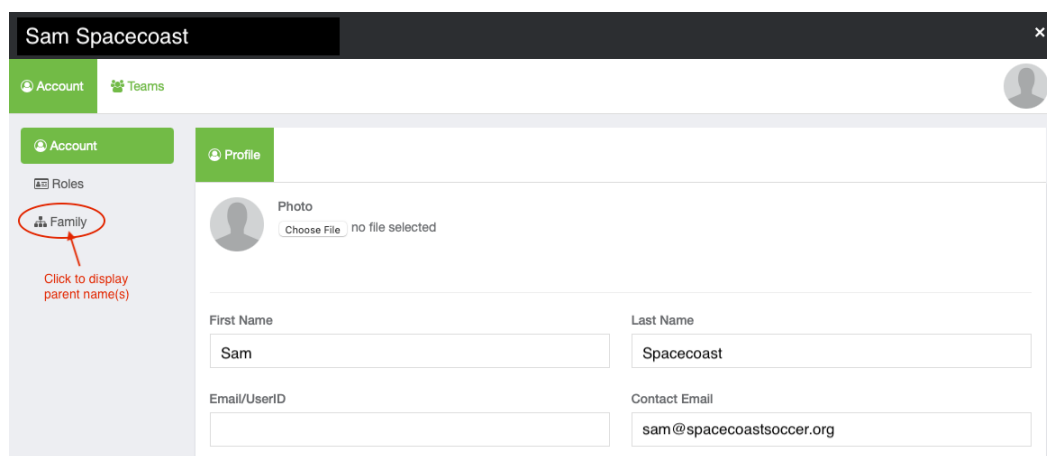
Player Profiles

1. Once you click a **player name** you see the player profile.

You have access to their contact information including email and phone

numbers.

2. Click on **Family** to see the parent name(s) if needed.



Sending an Email

You can email the entire team directly from GotSport.

1. Within the Team screen, click **Messages**.
2. Check **Player** and **Coach**.
3. Enter a **Subject**.
4. The **Reply to** will prefill with your email.
5. **Change the From field to your name** or Space Coast United.
6. If you want someone outside the team to receive the email, enter their email address in **Additional Email**. For multiple addresses, separate them with a comma.
7. Enter your **Message**. You can use the formatting toolbar for basic formatting.
8. Click **Send**.

Team Rosters Team Registrations Messages

Event
Current Team Roster Search

Roles

- Player
- Coach
- Manager

Subject
Welcome to the Team! *Be sure to add a Subject so that Parents read the email*

Reply To
sam@spacecoastsoccer.org

From Name (Only enter name, will not send if you enter an email address)
Coach Spacecoast *If you do not change the name her the email will show as from GotSport and may be ignored.*

Additional Email
abc@gmail.com,def@gmail.com *this is only needed if you are sending outside of the team*

Message Available Variables

Formats | A | Verdana | 11pt | B | I | U | [List Icons] | [Link Icon] | [Code Icon]

Hello Team
Welcome to a new Soccer Season! ...